

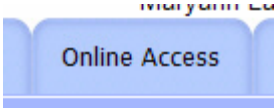





Directions for Accessing your MAMTA Federal Credit Union Account Online

<p>Type the following address in your web browser to open the MAMTA website:</p> <p>http://www.mamtafcu.org/</p>	 
<p>Click the <i>Online Access</i> tab.</p>	
<p>Click the <i>Link to Your Account</i> button.</p>	<p style="text-align: center;">Online Access</p> <p style="text-align: center;">Directions</p> <p style="text-align: center;">Link to Your Account</p>
<p>This will open the MAMTA Federal Credit Union virtual website.</p>	
<p>Click on the Internet Teller button.</p>	
<p>This will open the logon screen to access your account.</p>	
<p>Enter your account number and password*. Then click the Submit button.</p>	<p>Member Account</p> <p>Number: <input type="text"/></p> <p>Password: <input type="password"/></p> <p style="text-align: center;"><input type="submit" value="Submit"/></p>
<p>*NOTE: Your password will be the last four digits of you Social Security number the first time you logon. You will be prompted to create a new password at that time. You will be able to logon to your account within 24 to 36 hours after you create a new password.</p>	